

Laurel Wreath

Volume 35 • Issue 5 Newsletter of the Rhododendron Needlers Quilt Guild May/June 2018

From our President

It's May! ... this Guild year is winding down and this is my final Newsletter message as President. Being RNQG President has been an true honor and an incredibly rewarding experience. During a very chaotic time in my life, the Guild, the kindness of our Members, and the support and dedication of the Board has been a comfort, a joy and my anchor. Thank you to all and special thanks to our Board Members - current and past - who are so dedicated to the Guild, its continuing viability, quality and success.

Mary Peterson will be our next President. Mary, I wish you a wonderful year as President, a full Board, and good weather! In addition to the several Board Members who will be continuing in their current positions, I am very happy to announce that several members have volunteered to join next year's Board... Venera Emmi as Historian, Joanne Beaupre as Membership Chair, and Anita Loscalz and Diana Annis will be coordinating creation of our next Raffle Quilt. Thank you all!

As one of my final actions as President, I am again groveling and pleading - several Board positions remain unfilled - please consider stepping up....

- President Elect (2018-2019)/ President (2019-2020). This is a two year commitment, supporting the President and Board efforts during year 1 and taking over in year 2.
- Program Chair - another 2 year commitment - Thanks to Jacqueline Fleishman, arrangements for great year of Lectures and Workshops for 2018-2019 have been finalized. In order to continue the Guild's reputation for outstanding educational/program offerings, we need a Program Chair who can start the process for 2019-2020 soon.
- Comfort Quilt Chair - Marie Fowler has done an outstanding job with Comfort Quilts - not only personally creating and distributing numerous quilts, but motivating so many of the rest of us. She has redefined the Guild's approach to Comfort Quilts and paved the way for her successor to continue to foster the amazing good work we all do.

Quilt Show Chair - Another 2 year commitment ... possibly an opportunity for a Co-Chair situation. This is such a critical position for the financial and emotional health of the Guild. With the scheduled renovation of Blue Hills Regional and its unavailability as a venue for Spring 2019, there is little to no hope for a 2019 RNQG Quilt Show. This effectively impacts not only our primary income source, but our show to show momentum. As such, we need a Chair assemble her Show Committee and start work on the 2020 show.

Have a safe, healthy and happy summer ...
Helen

Are you interested in reducing your stash? duplicate items? why did I buy 'that' or 'this'? or someone else's stash always looks better?

Since we no longer can offer beverages or snacks prior to the meeting, we'd like to set up some selling tables for \$5 each for you to sell your items at each guild meeting.

The 'sellers' will change each month so all who are interested have a chance to reduce their stash! At the February guild meeting, we will discuss the details and get input from you of how to do that!

see you at the meeting and stay warm!

Jacqueline - trufiztoo@gmail.com

Fuller Craft Museum Exhibit of Interest

Adrienne Sloane “The Unraveling”

Come see a new, provocative work on view at #fullercraft -- The Unraveling by local fiber artist Adrienne Sloane. Sloane’s hand-knit flag partially obscures ...

Until May 20, 2018

More info on the Fuller website – www.fullercraftmuseum.org

Let me know if a group wants to go together.
I’d love to meet you there, or come on your own.
BUT DO COME.

Laura Rosenspan

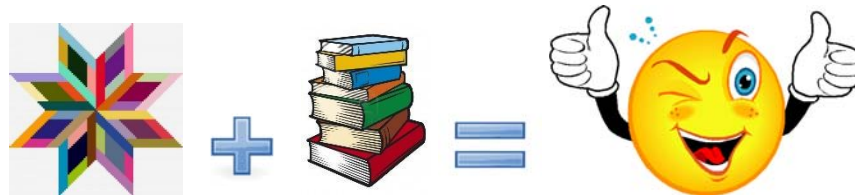


.....

Our guild is always seeking new members, new ideas and new volunteers. In an effort to increase our exposure the board is suggesting a new strategy. We would like to have several small displays of our members quilts in local libraries (or other gathering places in our towns). We hope such displays, with accompanying newspaper articles, will serve to advertise our guild and attract other quilters to join us.

I have divided us into smaller groups of contiguous towns for this purpose. You may be asked to contribute a quilt or two for display in your local library or in a library of a town close to you. More information regarding this endeavor will be forthcoming. If you have any suggestions to promote this idea, please contact me.

Jane McClellan



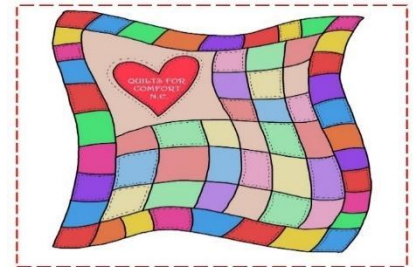
Quilted Comfort

This year we are making 9 patch blocks. Please make one or more of any or all blocks. Finished blocks will be 12½". For each block, you will need:

- #4 4 ½" solid (or small prints that 'read' as the color) , and
- #5 4 ½" white or tones of white blocks

A different color will be requested each month...with turn-in at the following month's meeting.

<i>September</i>	<i>Any color</i>	<i>Turn-in</i>
October.	Dark blue solids/small print	November
November.	Dark green solid/small print	January
January.	Brown solid/small print	February
February.	Red/white/blue/patriotic	March
March.	Dark purple solid/small print	April
April.	Quilter's choice /solids/small print	May
May.	Yellow/gold/mustard/small print	June



Also, if you know of someone that is in need of a comfort quilt please let me know at mfsew222@gmail.com If anyone has suggestions for comfort quilts I would love hear from you.

Thank you,
Marie Fowler

Dear Fellow Quilters!

I've heard it said by many guild members, "How can we get the next generation interested in sewing & quilting?" My daughter, Kathleen, Founder and Principal of Jefferson RISE (Public) Charter School in Gretna Louisiana, has a teacher in her school that is trying to do exactly that! Jefferson RISE services a working class community that, like New Orleans only 15 minutes away, was ravaged by Hurricane Katrina. At the beginning of this school year Kathleen asked for proposals to bring 'the arts' into the school, and Ms. Blunt proposed a Sewing & Design Program.

Along with a small amount of \$\$ from the school budget, Ms. Blunt (see link below), was able to fund a more robust program through donations via the non-profit organization, www.DonorsChoose.org . Donors Choose 'vetts' all teacher-applicants and their proposals and, once approved, puts their proposals onto the Donors Choose website, where donors (like you and me!) can choose which projects to support. Once a project is FULLY FUNDED through donations, supplies listed in the proposal are purchased 'wholesale' by Donors Choose thereby making donations through Donors Choose go a VERY long way!

1. Now that Donors Choose project above is fully funded... and you would like to contribute \$\$ to Ms. Blunt's Sewing Program, [make your](#) check, payable to "Jefferson RISE Charter School" and write, "For Sewing Program ONLY", in the check Memo section. Mail to Ms. Kathleen Sullivan, Jefferson RISE Charter School, [501-B Lapalco Blvd., Gretna, LA 70056](#).
2. I'll collect donations of Sewing Supplies (i.e., Fabric/Thread/etc.) at upcoming guild meetings.

Any donation of \$\$ and/or Sewing Supplies of any size is much appreciated!! Please contact me with any questions at dottie@sullivancrew.com – thanks!

Dottie Sullivan

2017-2018 Program Report Program Committee Report

This has been a great year for programming. In March we were unable to have Kathy Graves give us the lecture at our meeting but 18 of us met at Anne’s Fabrics and Kathy taught us a fast method for making a double wedding ring quilt. It will be lots of fun to see the finished quilts as people used a variety of fabrics from modern, to Kaffe, to batik and traditional.

In April we had Timna Tarr come to teach and give a trunk show. Her class on color was lots of fun and many of us walked away with the beginning of a Cape Cod quilt. Her idea of utilizing maps as templates for quilts is endless in its possibilities. We all enjoyed listening to Timna as she shared her beautiful quilts.

In the Fall I mentioned that we are looking at doing a fundraiser by having everyone create a small quilt that we will sell at the next Quilt Show. The specifics will be handed out at the last meeting.

Terry Greenstein
Program Chair



MAY 16 - Pam Weeks – “Jane Stickled Revealed”

Pam Weeks, the Binney Family Curator of the New England Quilt Museum, will lecture on her newest topic. In the 150th anniversary year of the making of the Jane Stickle quilt, she was invited to examine and do further research on this iconic Civil War quilt. Her lecture reveals the results of her research and sheds light on the life of this Vermont farm

wife who made an incredible quilt.




There are a number of guild members who have been working on a Dear Jane quilt for a number of years. We invite all members who have made a Dear Jane quilt to bring them to the meeting this evening.



JUNE 20 - Sue Bleisweiss – Trunk Show

Sue, an award-winning full-time fiber artist will provide us with a trunk show for our final evening. Working with her own hand dyed cotton she creates vibrant, whimsical colorful art quilts intended to delight the eye of the viewer and draw them in for a closer look.



2018-2019 PROGRAM LINE UP!!!!

I am pleased to announce the lineup of speakers and programs for next year, 2018-2019! Complete information about each speaker and workshop will be posted on the RNQG website soon. Registration for the David Taylor workshops will begin at the May 16th and June 20th guild meeting. Registration for the other workshops will be in September. Please sign up with me and then you may pay with your credit card to Karen Leblanc. The workshops are \$65 for members and \$75 for non-members.

Below you will find the programs that are booked for 2018-2019 and the two David Taylor workshops. I hope you will enjoy these speakers and take the workshops!

Jacqueline Fleishman

trufiztoo@gmail.com

RNQG PROGRAMS AND WORKSHOPS FOR 2018-2019

Sept. 26, 2018 overview of speakers and workshops

Oct. 17, 20, 21 David Taylor, Lecture and Trunk Show
#1 Turned Hand Applique workshop 10/20/18
#2 Rhythm and Hues Free Motion Quilting Workshop 10/21/18

www.davidtaylorquilts.com

course description attached

Nov. 14, 2018 Gladi Porsche, Lecture and Trunk Show

www.gladiquilts.net/index.html

December no meeting - Happy Holidays!

Jan. 16, 2019 Kathy Graves, Modern Quilting Lecture and Trunk Show

<https://www.facebook.com/Next-Generation-Quilting-1623386064577316/>

Feb. 20, 2019 Member Demonstration Mini Workshop Night

Feb. 23, 2019 Janet Elia Bag Making Workshop

Janetanncreations.blogspot.com

March 20, 2019 Julie Brown Neu, Quilts in U.S. History

www.julieneu.com

April 17, 2019 Sarah Ann Smith, Lecture and Trunk Show

Workshop on 4/17/19 - (TBD)

www.sarahannsmith.com

May 15, 2019 David Sirota, "What Makes a Quilter Tick?"

Workshop on 5/15/19 - "Storm at Sea"

www.quiltmavendave.com


June 19, 2019 Pot Luck Dinner!!

BOARD of DIRECTORS MEETINGS

Board meetings are held 6:30 - 8:30PM at:
Walpole Public Library
143 School Street
Walpole MA

ALL Members are Welcome to attend.
All board members are highly encouraged to attend
Always check website for updates!

<u>BOARD OF DIRECTORS 2017- 2018</u>	
President	Helen Curtis
Vice President.	??
Secretary.	Sue Crane
Treasurer.	Karen LeBlanc
Programs 2017-2018	Terry Greenstein
Programs 2018-2019.	Jacqueline Fleishman
Membership.	Mary Peterson
Newsletter	Vicki Pariyar
Hospitality.	RuthAnn Seck
	Joanne Beaupre
Monthly Raffle.	Lisa Steinka
Comfort Quilts	Marie Fowler
Rack Keeper.	Diana Annis
Connecting Thread.	Deb Bonanno
NEQMA Liaison.	Anita Loscalzo
Auction/Fundraiser.	??
Quilt Show 2019.	Jane McClellan
Historian.	Kathy Graves
Raffle Quilt 2017.	??
Webmaster.	AnneMarie Freitas
Facebook Guru.	Deb Woodhams
Publicity.	Judy Schimdt



RNQG Meeting Dates 2017 - 2018

Mark your calendars~

May 16, 2018
June 20, 2018

<u>RNQG MONTHLY MEETINGS</u>
<p>RNQG meetings are held on the 3rd Wednesday of the month, from September through June.</p> <p>MEETING SPACE for 2016-2017: Norfolk County Agricultural High School 400 Main Street Walpole, MA</p> <p>Social time starts at 7:00 PM and the business meeting at 7:15 PM.</p> <p>Getting to know each other is important. Please remember to wear your nametag to meetings. If you do, you'll receive a raffle ticket for a fun prize</p>

CONNECTING THREADS

This year the RNQG contact person for Connecting Threads is Deb Bonanno.

If you know of a guild member who has been ill, had a death in the family, was recently married, had a baby, or needs a friendly greeting for any reason, please contact the [Connecting Threads Coordinator](#) on our guild website.

RNQG FACEBOOK

Please “friend” us on our Facebook page, **Rhododendron Needlers Quilt Guild.**

Invite your friends to join our page as we step into the world of Social Media. Check it out and see what is happening in our community

The Facebook Guru is Deb Woodhams



New England Quilt Museum

18 SHATTUCK ST., LOWELL, MASSACHUSETTS 01852
nequiltmuseum.org

NEWS FROM THE NEW ENGLAND QUILT MUSEUM

New Hours:

***May - December 2018**

Tuesday through Sunday, 10 AM - 4 PM

Note: The Museum will be closed for new installations on the following Tuesdays:

July 10 and September 25, 2018

Free parking is available 2 blocks from the museum in the National Park Service lot on Dutton Street.

CURRENT EXHIBITS & UPCOMING EVENTS:

IN THE MAIN GALLERIES:

April 25 – July 8, 2018

THE QUILTED CANVAS II

*Featuring Molly Upton, Susan Hoffman,
Beth and Jeffrey Gutcheon*

July 11 – Sept 23, 2018

H2Oh!

Studio Art Quilt Associates

Sept 26 - Dec 30, 2018

THE FABRIC COLLAGE QUILTS OF SUSAN CARLSON

IN THE CLASSROOM GALLERY:

May 1 - July 15, 2018

BEYOND THE BORDER WALL: *The Migrant Quilt Project*

July 18 - September 30, 2018

MATERIAL GIRLS QUILT GUILD

Winner of NEQM Summer Celebration 2017

Oct 3 - Dec 30, 2018

EXPLORATIONS I

The Quilt Artist's Studio

DID YOU KNOW THAT THE NEXT NEAREST QUILT MUSEUM IS IN HARRISONBURG, VIRGINIA? SUPPORT OUR TREASURE IN LOWELL!

- There are 80-90 supporting guilds and 900 individual members of the NEQM, with only 20% of guild members also being individual members. Only 6% of the museum’s funding comes from guilds. We encourage our members to join as individuals, with the benefits of free admission at all times and to all programs, and the ability to borrow circulating materials from the library in person or by mail. Also, cash donations are particularly welcome, as well as vintage or antique quilts and quilting fabric for resale in the shop.
- Volunteer opportunities abound: as gallery docents, staffing the library, assisting with exhibition installations, and collection care.
- For a \$30 fee, a special tour for a minimum of 10 people can be scheduled. Carpooling is suggested.

For more information on membership, exhibitions, and events, see: nequiltmuseum.org

2nd THURSDAYS AT THE MUSEUM -- MASSQUILTS DOCUMENTATION

Do you have an antique or old family quilt you would like to know more about?

The **Massachusetts Quilt Documentation Project (MassQuilts)** will document, and provide historical information about your quilt on the second Thursday of every month.

Fee: \$10 museum members/ \$15 non-members.

Fee covers photography, documentation procedure and research.

By reservation only. Call 978-452-4207 ext. 15 for an appointment.

3rd THURSDAYS: BOOK GROUP 12:30-1:30PM

The book group meets monthly in the Museum Library to discuss titles, both nonfiction and fiction, related to quilt making and quilt history. All are invited to join in this friendly and engaging discussion led by volunteer, Martha McCarthy. More information is available at nequiltmuseum.org/bookgroup.html

Local Quilts Shows and Event

If you know of something interesting - send me a note and I will try to forward to the mailing list in a timely manner

Curatorial Corner | New Exhibition Coming Soon***Early New England Quilts:
Repurposed, Refashioned, and Reused***

Opening **June 1**, the Village's newest exhibition - *Early New England Quilts: Repurposed, Refashioned, and Reused* - will highlight and explore some of the creative ways women reused, repurposed, and refashioned materials into quilts. Advice book author Lydia Maria Child dedicated her *American Frugal Housewife*, to "those not ashamed of economy." Women in the early 19th century applied this adage to a ubiquitous textile found in many New England households, quilts.

Early New England quilt makers salvaged materials for a new sewn creation by incorporating recycled material from old garments and household textiles into "scrap" quilts. Some took perfectly serviceable older garments and gave them new life by refashioning them into bed quilts. Sarah Snell Bryant noted in February 1830 that she "began to piece up some old calicoes [sic] for bed quilting," likely referring to old calico dresses. Sentimentality governed reuse on occasion as old garments belonging to a beloved family member could be included as a remembrance. Commemorative textiles, specifically those dedicated to patriotic sentiment, were integrated into quilts. One example from the Arnold family of Rhode Island includes a Declaration of Independence handkerchief. In many instances, a quilt was recycled after it outlived its primary function,

and quilts appear as backings for hearth rugs, cut into strips for hassock (footstool) cushions, or even cut down to fit a smaller bed.

New Englanders let nothing go to waste as they applied the principle of Yankee frugality to their quilt production. Be sure to visit the Village after June 1 to see these inventive quilt creations!

Venue

[Old Sturbridge Village](#)

1 Old Sturbridge Village Road

Sturbridge, MA 01566 [+ Google Map](#)

Phone:

(800) 733-1830

Website:

www.osv.org

CLASSIFIED ADS - FOR SALE

Please send the following information to editor@rnqg.org, if you have a quilt related item you would like to ad

Support RNQG members and local businesses

Do you have a business you would like to advertise? Please send an email to editor@rnqg.org for information.



Visit Kathy's website at <http://nextgenerationquilting.net>



REMINDER

Always show your RNQG membership card to receive a discount on your purchases at **All About Quilts, Walpole, MA** and **Ann's Fabrics, Canton, MA** and **Franklin Mills**

Useful links to quilt related events and information are:
<http://www.quiltersresources.net> and <http://quiltnewengland.com/>

Note from your Newsletter lady –

I apologize for the delayed newsletter this month. Deadlines are not my thing!
Way to help get your information into the RNQG - email me at ypariyar307@gmail.com with
NEWSLETTER in the subject line (that way I can find your email in the frey of emails)!!



Floral Hand Applique

This workshop demonstrates my layered, hand-appliqué technique with simple appliqué shapes using freezer paper templates and liquid starch. The class will also cover how I build my pictorial wall quilts and how to get beautiful details by letting the fabric choices do all the hard work.

\$10 pattern fee.

Students should bring a variety of pre-washed fabrics with printed textures and blending patterns to create a flower in the color of their choosing!



STUDENT SUPPLIES NEEDED:

- Paper scissors and fabric scissors
- Hand-sewing needle: I use Bohin, Long #9 Appliqué
- Iron and ironing surface
- Hand-sewing thread: I use Masterpiece cotton (50/2)
- Appliqué pins: I use Bohin
- Pencil or mechanical pencil
- Resealable plastic bag to hold cut-out appliqué shapes
- Trolley needle (finger stiletto – optional, but very useful)

RHYTHM *and* HUES

FREE-MOTION MACHINE QUILTING



Find your rhythm in this free-motion machine quilting mini-workshop with David Taylor. Each lesson helps build confidence in stitch regulation and tension adjustment. We'll be using a variety of thread types - cotton, polyester, glitter and metallic - on cotton fabric and batting sandwiches. All materials are supplied for this workshop and included in your kit fee. Kit fee: \$50 per student.

STUDENT SUPPLIES NEEDED:

- Sewing machine with free-motion stitching capability (required). *Please bring the instruction manual for your machine!*
- Extension table for your machine. *Most manufacturers*
- *include this as an accessory or bring your Sew Steady table, or similar)*
- Size 90/14 sewing machine needle preferred
- Free-motion foot or darning foot for your machine
- Foot pedal for your machine
- A bobbin for your machine wound with white polyester thread
- An empty bobbin for your machine
- Thread snips or small scissors

This class is best-suited for today's domestic sewing machines and/or sit-down quilting machines. Older domestic machine models, basic straight stitch models and/or portable sewing machines are not well-suited for this class.