

Laurel Wreath

Volume 36 • Issue 4

Newsletter of the Rhododendron Needlers Quilt Guild

March/April 2019

From our President

Happy Spring!

I hope everyone has enjoyed working on their quilts this winter. Our January and February meetings were fun and informative. Best of all the snow stayed away for the most part!

Thanks to Kathy Graves for presenting in January and to Jacqui O'Brien, Diana Annis, MaryJo McLaughlin, Abby Sullivan, and Jacqueline Fleishman for presenting at "Demo Night". I loved the tips and the handout to keep and refer back to.

Janet Elia's Bag class was so fun and flew by. Most had their bags close to completion by the end of class. We plan to show them off at the March meeting!

Those who attended the RNQG retreat at the Sea Crest had wonderful and relaxing time of quilting and camaraderie. If you haven't gone on a retreat in a while, please consider attending next year. The date is still to be determined.

It's the time of year when we nominate and elect next year's Board. Descriptions of the tasks associated with each Board position will be reviewed, edited and updated. Open positions for the 2019-2020 Guild year will be announced, position descriptions will be distributed at the April meeting (as well as posted on the Website), and the nomination process will begin.

Thanks for everyone's efforts to make this an exciting, fun and welcoming quilt guild!

I hope to see you March 20th and April 17th!

MaryPeterson

I just read [The Sewing Machine](#) by Natalie Fergie. Great little read for those of us who love how sewing and sewing machines link us with past and future.

Request it at your local library - Peace, Vicki

Comfort Quilt Update –

Comfort Quilt donations continue to be strong! Our latest donations have been to the Special Care Nursery at Beverly Hospital, the Foster Care Program at the Justice Resource Institute in Berkeley, the New Hope Shelter for Domestic Violence in Attleboro, the Home For Little Wanderers, and 2 people receiving chemotherapy.

We do have requests for quilts appropriate for young boys and young men. My stock of quilts is a little low right so, if you have time, I would really appreciate some donations. As always, if you need some material or an easy pattern, send me an email and I'm happy to pull a package together for you. Thank you!! Terry Ruta

RNQG & FRIENDS RETREAT 2019

- Sewing - Eating
- Sewing - Puzzles
- Sewing - Shopping
- Sewing - Bell Ringing
- Sewing - Quilting Trivia Questions



If you at the RNQG & Friends Retreat at the Sea Crest Beach Hotel in Falmouth this past month you know just what all this means. If you weren't able to join us this year be sure to come next year. Who knows you could be the next one to ring the bell.

Information for the RNQG Quilt Retreat 2020 will be sent to all RNQG member at the end of the summer. Hope to see you there.

Sarah Brewin

Stash Buster Tables

Are you interested in reducing your stash? Duplicate or triplicate items? Why did I buy “this” or “that”? Are your stash bins overflowing???

Please sign up to sell your stash prior to the guild meetings! The “rental” fee for each table is only \$5!!!

The “sellers” will change each month so all who are interested will have a chance to reduce their stash! And doesn't someone else's stash always look better?

Jacqueline Fleishman

trufztoo@gmail.com

***** ALL ABOUT QUILTS *****


We are pleased to announce that All About Quilts is under new ownership. Helene Monroe, Peg McGowan, Karen Whiting and Venera Emmi would be thrilled to welcome you when you visit the shop. Please let us know that you are a member of RNQG so we can extend a 10% discount to your purchase.

BOARD of DIRECTORS MEETINGS

Board meetings are held 6:30 - 8:30PM at:
Walpole Public Library
143 School Street
Walpole MA

ALL Members are Welcome to attend.
All board members are highly encouraged to attend
The next Board meeting is scheduled for
May 1 2019

Always check website for updates!



RNQG Meeting Dates 2018 – 2019

Mark your calendars~

March 20
April 17
May 15

RNQG MONTHLY MEETINGS

RNQG meetings are held on the 3rd Wednesday of the month, from September through June.

MEETING SPACE for 2016-2017:

Norfolk County Agricultural High School
400 Main Street
Walpole, MA

Social time starts at 7:00 PM and the business meeting at 7:15 PM.

Getting to know each other is important.

Please remember to wear your nametag to meetings. If you do, you'll receive a raffle ticket for a fun prize

RNQG FACEBOOK

Please “friend” us on our Facebook page, **Rhododendron Needlers Quilt Guild**. Invite your friends to join our page as we step into the world of Social Media. Check it out and see what is happening in our community

The Facebook Guru is Deb Woodhams

CONNECTING THREADS

This year the RNQG contact person for Connecting Threads is Deb Bonanno.

If you know of a guild member who has been ill, had a death in the family, was recently married, had a baby, or needs a friendly greeting for any reason, please contact the [Connecting Threads Coordinator](#) on our guild website.

So Many Great Programs – Please participate in as many as you can – Grow your skills , make new friends and you might even get a quilt out of it!!#



RNQG 2018-19 Programs

We had two wonderful programs/workshops for February!!! First was the member-demo night on the night of a snowstorm and about half the guild attended!!! Thank you for braving the elements for a fun evening! We learned about batting, rusching, installing zippers, making clothesline bowls and snow and ice dyeing.

Then on Saturday, Janet Elia taught an amazing workshop on bag making with every step shown with samples. Everyone walked out with an almost complete bag! Please bring your bags to the March guild meeting.


**The Wednesday April 17th workshop is changed to 'Thread coloring the Garden'. You will learn all aspects of how to 'thread color' your special quilt!

The David Sirota Storm at Sea workshop has 4 spots left. Please note that homework is required for this class.

April RNQG classes-note new workshop!

Thread Coloring the Garden - Wednesday, April 17th 9:30a - 4:00p (Anne's Fabrics, Canton) \$65 for RNQG members; \$75 for non-members (includes guild meeting entrance fee)

Learn to thread-color your top or thread-color during the quilting stage.



Rather than spend time creating a top you will purchase a kit with a photo printed onto fabric (by Spoonflower) and all the thread suitable for the photo selected.

The kit, cost of \$44, includes:

- printed fabric
- stabilizer
- five spools of Superior Thread
- two pre-wound bobbins.

You'll learn how to select threads, identify areas of light, medium and dark, and how to blend threads to provide smooth color transitions. By having a kit, you'll be certain to have the correct colors for the flower, and can fill in the greens from your own thread stash.

[Go to RNQG.org](http://RNQG.org) for complete supply list.

Any questions, contact Jacqueline Fleishman at trufztoo@gmail.com

THIS MONTH_ JUST A COUPLE DAYS_ I MEAN TOMORROW!!

March 20, 2019
Brown Neu

7:15pm – 9:00pm
Topic: “Quilts in U.S. History”

Norfolk County Agricultural HS Julie
website: www.julieneu.com



Quilts often reflect the lives of their makers. Wedding quilts and baby quilts track the events in our lives... We use quilts to express our grief and loss, to help us cope with cancer or acts of violence, or to demonstrate political feelings. However, quilts don't just track personal events; they also mirror the course of history in the United States. In this lecture, Julie Brown Neu discusses the history of quilting in this country and how it reflects the history of the U.S. itself from the colonial period until today.

9:00pm

Norfolk County Agricultural HS

April 17, 2018

7:15pm –

Sarah Ann Smith

website: www.sarahannsmith.com

Topic: “Inspiration in the Ordinary” and Trunk Show

"Color. Line. Texture. Imagery. Stories. Being part of the tradition of quilting and part of the future of quilting and art. The act of creating. Making the pictures in my head become real.... These are some of the things that spur me to create" are the words that begin Sarah Ann Smith's "Artist's Statement".

Sarah will share her passion to create and, although each of us creates in a different way, to show people that they, too, can be creative. Her lecture shares how you can find inspiration for your quilts and art in your everyday world. Whether you are an art quilter, modern quilter, crazy quilter or traditional quilter, you'll find nuggets of inspiration from Sarah's photography. Learn about inspiring images, color and color palettes, and imagine how you can translate the things you love about the world around you into your quilts and art.



the

is

private collections. She authored

Unraveled, has been published regularly and internationally in magazines, online and in books. She teaches nationwide, appeared on Quilting Arts TV and has a video workshop *Art Quilt Design, from Photo to Threadwork*. Her article *"Use Your Camera as a Design Tool"* appeared on page 80 in the August/September 2018 issue of *Quilting Arts* magazine (issue 94).



Sarah's work has been juried into shows around the world including inaugural Rising Stars exhibit at International Quilt Festival 2017 and in public and

Threadwork

April 17, 2019 **9:45am – 4:00pm** **Ann's Fabrics, Canton Sarah Ann Smith**
Wednesday Workshop: (SAME DAY but PRIOR to Guild Meeting)

Thread Coloring the Garden - \$65 for RNQG members; \$75 for non-members (includes guild meeting entrance fee)

Learn to thread-color your top or thread-color during the quilting stage. Check website for a better photo. ☺



Rather than spend time creating a top you will purchase a kit with a photo printed onto fabric (by Spoonflower) and all the thread suitable for the photo selected.

The kit, cost of \$44, includes:

- printed fabric
- stabilizer
- You'll learn how to select threads, identify areas of light, medium and dark, and how to blend threads to provide smooth color transitions.
- five spools of Superior Thread
- two pre-wound bobbins

By having a kit, you'll be certain to have the correct colors for the flower, and can fill in the greens from your own thread stash.

May 15, 2019 **7:15pm - 9:00pm** **Norfolk County Agricultural HS David Sirota**
Topic: "What Makes a Quilter Tick? A Humorous Look in the Mirror"
 website: www.quiltmavendave.com



Join David Sirota for a fun-filled, interactive, eye-opening look at quilters and all the little quirks, passions and obsessions we all share. We'll hold a mirror up to ourselves and see what others see when they look at us. Maybe it will help explain, to you and them, why they look at us the way they do.

.May 15, 2019 **9:45am – 4:00pm** **Ann's Fabrics, Canton**
Wednesday Workshop: (SAME DAY but PRIOR to Guild Meeting)
Project: Storm at Sea **Member Fee: \$65** **Non-Member Fee: \$75** **Supply list is on the**
RNQG website. **HOME PREP** **required** **before** **the workshop!**

Are you curious about paper piecing? Do you and paper piecing already have a love/hate relationship? Do you love the accuracy you achieve, but hate the process of getting there? Well, this class will change that to a LOVE relationship. Students will be using the versatile Storm at Sea pattern to learn David's "No More Tears"® method of paper piecing. Although you won't finish the entire project in class, you'll have at least one full block, and the tools you'll need to finish it at home, in half the time you'd expect from paper piecing.

In this one-day class we'll take the mystery out of:

- The basics of paper piecing
- The "No More Tears"® method
- Storm at Sea basics
- *Precise* block and quilt top construction



June 19, 2019

7:15pm – 9:00pm

Norfolk County Agricultural HS

Elizabeth Sylvan

website: www.sylvanquilts.com

Topic: “Constructing a Landscape Using Raw Edge Applique” and Trunk Show

Elizabeth Sylvan specializes in fiber collage art quilts. Her unique landscapes are intended to delight the eye and quiet the mind while capturing the moment of solitude when the observer feels connected to the natural world. Her quilts use raw edge appliqué, hand-coloring and machine stitching.

This lecture/demo covers the basic principles of design as Elizabeth demonstrates her technique for laying out a sample landscape, working from back to front after the style of a watercolor painting. She reviews contrast, value, movement, texture and scale, and brings samples of her quilts.

There will be ample opportunity for questions and discussion! The following photos show the progression of one of her landscape quilt designs.





RNQG 2018-2019 WORKSHOP SIGN UP FORM

All workshops will be held at Ann’s Fabrics, 235 Turnpike Street, Rte. 138, Canton, MA 781-828-2201. Registration is handled through the guild – please do not call the store with questions regarding class registration.

TERMS and CONDITIONS

FEES: RNQG members pay \$65 per workshop; non-RNQG members pay \$75. *Fees are due at time of registration; you are not considered registered until payment is received!* Additional costs for kits or supplies (if required) are listed in the program description found on the RNQG website. These are paid directly to the teacher during the workshop.

Please note: Any person who is not a member of RNQG and has registered for a workshop is invited to attend the guild meeting (free of charge) at which the teacher lectures.

CANCELLATION POLICY: If you are registered for a workshop and are unable to attend, RNQG will issue a refund if and only if there is a wait list and someone claims your space. If there is no wait list, you are advised to try to find your own replacement. In this case, the person taking your spot should pay the workshop fee to you directly.

Name _____ Phone _____

E-mail _____

_____ Sarah Ann Smith “Thread Coloring the Flower”
Wednesday April 17, 2019; 9:45am – 4pm
Please note this workshop meets the day of the guild meeting!!!!

_____ David Sirota “Storm at Sea” *(Homework required before class!!!)*
Wednesday May 15, 2019; 9:45am – 4pm **ONLY FOUR SPOTS LEFT!!!!**
Please note this workshop meets the day of the guild meeting!!!

- Fees may be paid by credit card at any guild meetings.
- To register without attending a guild meeting, please mail this form with check to:
Jacqueline Fleishman, 20 Kings Road, Sharon, MA 02067
Checks should be made payable to: RNQG

Check # _____ I have renewed my membership with RNQG for 2018-19 _____

New England Quilt Museum

18 SHATTUCK ST., LOWELL, MASSACHUSETTS 01852

nequiltmuseum.org

NEWS FROM THE NEW ENGLAND QUILT MUSEUM

Special Exhibit at the New England Quilt Museum!

The next **Summer Celebration of New England Quilts: The Best of the Region's Quilt Guilds** is scheduled for August 7 through September 8, 2019, and will feature a selection of exceptional quilts that represent the Museum's Supporting Guilds. All Supporting Guilds are invited to submit one quilt, selected by their membership, for inclusion in this special exhibition.

RNQG will select its representative quilt at our April 17 meeting
We will discuss the process at our March meeting.

Rules from NEQM:

Entries must exemplify excellence in design, construction, and finishing. The quilts will not be judged, but a Viewers' Choice Award will be presented. The winning guild will be invited to display its members' quilts in the Genre Gallery of the New England Quilt Museum in 2020.

Exhibit Dates: August 7 – September 8, 2019 at The New England Quilt Museum, 18 Shattuck St in Lowell, MA

Entry DEADLINE: May 24, 2019

Delivery Deadline: July 10, 2019 · Hand-deliver to NEQM between 10:30 am and 3:30 pm

Quilt Return Dates: September 10, 2019 · Pick up in person at NEQM between 10:30 am and 3:30 pm (Return shipping from NEQM takes place by September 13, 2019)

- Entries must consist of two layers of fabric with a middle layer of batting. It must display quilting by machine and/or hand. Quilting is defined as a running stitch that passes through top, batting and backing. Tied quilts are not permitted.
- NEQM will not accept entries made prior to 2015. No kits please.
- NEQM reserves the right, for whatever reason, to reject any quilt submitted.
- Due to limitations in the Museum's gallery space, quilts should be no larger than 80" wide and 88" long, but no smaller than 24" wide and 24" long. Quilts will be hung as space permits.

- All quilts, regardless of size, must have a 4" hanging sleeve sewn to the upper back of the quilt.
- All quilts must have a label on the back with the title, guild name, quiltmaker's name, address, and phone number.

Interested in teaching a class or workshop at NEQM?

The NEQM is currently seeking instructors to rent their Classroom Gallery for classes and workshops. Please email Pam Weeks at curator@nequiltmuseum.org or call 978-452-4207 x.11 to express your interest. If you have a great idea for a class or workshop or are an instructor with a current repertoire, they would love to hear from you!

NEQM Library

Everyone can visit the library to: browse and research thousands of reference books in person or at online; read current issues of quilt magazines; find information on quilt guilds and quilt shows in New England; try quilt software; and print fabric labels on our computer.

Individual Museum members can also: borrow from the circulating collection, which contains thousands of items for adults and children including quilt and textile history, contemporary quilt design, quilt fiction, and videos; and have books and videos mailed to them anywhere in the U.S. for the cost of postage.

For more information on exhibitions and events, see: nequiltmuseum.org

Local Quilts Shows and Event

#



**MQX Quilt Festival
New England**

**700 Elm Street
Manchester, New Hampshire**

New England's Premier Quilt Festival & Conference

Join us April 10-13, 2019

Show Information:

The Center of NH / DoubleTree Hotel
700 Elm Street
Manchester, NH 03101

MQX has added FREE shuttle service!

From area parking garages, hotels, and parking area.

Victory Parking Garage 25 Vine Street
\$.75/hour - \$6 maximum

Citizens Bank Parking Garage
rate posted at the garage

Central & Pine Street Lot
metered parking

Show Hours: Admission \$12 good for all show days!

Tuesday 4/9 - Limited classes

Wednesday, 4/10, Sneak Peek Preview (NO DAYTIME SHOW HOURS)

Armory: 7-8 pm

Expo Center: 7:30-9 pm

Thursday, 4/11 - 10-6

Friday 4/12 - , 10-6

Saturday, 4/13 - 10-5

The Quilters' Connection 2019 Quilt Show - Friday, May 17 and Saturday, May 18, 2019

The Quilt Show will be located at St. James Armenian Church, 465 Mt. Auburn Street, Watertown, MA 02472.

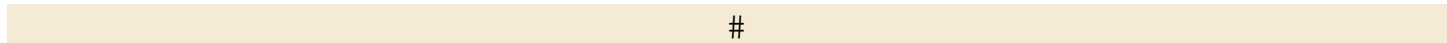
Hours are from 10:00 am until 5:00 pm for both days.

Admission is \$10.00, kids under 12 free.

Members' Mini Quilt Challenge | Exhibit and Sale
Boutique | Handcrafted items by Members
Quilt Raffle | «Conduit» | Fine Line Pieced | 66" x 82"

There is free parking in their lot and street parking. The show is handicap accessible and easily reached by public transportation.

For more information, visit our website.
<https://quiltersconnection.org/QCQuiltShow.html>



CLASSIFIED ADS - FOR SALE

Please send the following information to editor@rnqg.org, if you have a quilt related item you would like to advertise:

Item for Sale:

Description: *(include condition of item - new, used, etc.)*

Asking Price: *(also include if price is firm, negotiable, or best offer)*

Contact information:

Advertising is free for RNQG members and \$1.00, per newsletter, for non-members (\$5.00 for the year).

Support RNQG members and local businesses

Do you have a business you would like to advertise? Please send an email to editor@rnqg.org for information.



REMINDER

Always show your RNQG membership card to receive a discount on your purchases at **All About Quilts, Walpole, MA** and **Ann’s Fabrics, Canton, MA** and **Franklin Mills**

Useful links to quilt related events and information are:
<http://www.quiltersresources.net> and <http://quiltnewengland.com/>

Note from your Newsletter lady –

The way to help get your information into the RNQG - email me at vpariyar307@gmail.com with RNQG -NEWSLETTER in the subject line (that way I can find your email in the frey of emails)!!
