

Laurel Wreath

Volume 37 • Issue 1

Newsletter of the Rhododendron Needlers Quilt Guild

September/October 2019

From our President

Dear Fellow Quilters,

I'm looking forward to another wonderful year as an RNQG member and as president. I've been a member since 2010 as far as I can tell. I've been the membership coordinator, the hospitality coordinator, the historian, the vice president, the quilt show raffle basket co-chair and now the president. Being a member of RNQG has been a life changing experience for me. I love the comfort of knowing and spending time with such talented quilters year after year. I love the opportunity to be inspired by our amazing speakers. I have never forgotten the slide and trunk show by Christine Fries-Ureel. That was the night I fell in love with thread painting and free motion quilting. I'm inspired by, in awe of, encouraged by, and often a little jealous of the work being done by these locally, nationally, and internationally renowned quilters. I'm looking forward to our first potluck meeting at the beginning of the year. I think it was a brilliant idea from Lisa. She's definitely thinking outside the box. I know the programs will be just as brilliant. Please mark your calendars for our meetings. I'd love to see the seats full.

Venera

RENEWAL MEMBERSHIP TIME!

Please take a moment to print and complete the RNQG 2019-20 Membership Application and Service Form. If you have a problem printing these out, I'll have some spare applications at the check-in table.

We will continue accepting forms at the September meeting. The membership fee is \$45.00 payable by check (to RNQG) or cash.

We are looking to involve everyone on committees so that no one will be overburdened.

We have great speakers lined up for this year – tell your quilty friends and encourage them to join RNQG!

Comfort Quilts –

Welcome back everyone and I hope you all had a great summer and were able to start (or finish!!) a quilt for the Comfort Quilt group. I have recipients anxiously waiting to see what quilts are donated!

Please bring any finished quilts to the September 18th meeting.

I do have batting and material available if you would like to make a quilt and need supplies. Just email me (t.ruta@comcast.net) and I'm happy to bring it to a meeting.

I also have some quilt tops, batting, and backs needing to be quilted so please let me know if you are able in helping with that process.

I'm excited to give an update at the meeting about quilts recently give out and new groups I've made contact with! See you on 9/18!!

Thank you,
Terry Ruta

RNQG & FRIENDS RETREAT 2020

WHERE: Sea Crest Beach Hotel North Falmouth, MA

WHEN:. February 27- March 1 2020.

Summer is over and its time to sign up for the RNQG & Friends Quilt Retreat
Join us for a fun weekend filled with quilting, sewing, puzzles, messages and many surprises.

Its so easy, just bring your check book or \$25 cash to the Pot Luck Supper.

I will be there to collect your deposit and take down all needed information. If you are unable to come on the 18th you can send me a check at-

Sarah Brewin
121 Miller Street
Franklin, Ma 02038



Please make your check out to Sarah Brewin and include if you are coming Thursday or Friday and who your roommate will be. Don't be left behind, book your spot now

DEPOSIT: \$25.00 will hold your table
Don't forget to invite a friend


Stash Buster Tables

Are you interested in reducing your stash? Duplicate or triplicate items? Why did I buy "this" or "that"? Are your stash bins overflowing???

Please sign up to sell your stash prior to the guild meetings! The "rental" fee for each table is only \$5!!!

The "sellers" will change each month so all who are interested will have a chance to reduce their stash! And doesn't someone else's stash always look better?

Jacqueline Fleishman
trufztoo@gmail.com



RNQG MONTHLY MEETINGS

RNQG meetings are held on the 3rd Wednesday of the month, from September through June.

MEETING SPACE for 2016-2017:

Norfolk County Agricultural High School
400 Main Street
Walpole, MA

Social time starts at 7:00 PM and the business meeting at 7:15 PM.

Getting to know each other is important.

Please remember to wear your nametag to meetings. If you do, you'll receive a raffle ticket for a fun prize

RNQG FACEBOOK

Please "friend" us on our Facebook page, **Rhododendron Needlers Quilt Guild**. Invite your friends to join our page as we step into the world of Social Media. Check it out and see what is happening in our community

The Facebook Gurus are Kathy Graves and Diana Richard

CONNECTING THREADS

This year the RNQG contact person for Connecting Threads is Deb Bonanno.

If you know of a guild member who has been ill, had a death in the family, was recently married, had a baby, or needs a friendly greeting for any reason, please contact the [Connecting Threads Coordinator](#) on our guild website.

The 2019 Summer challenge is to create a fidget blanket (or 2)

A Fidget quilt or activity blanket is a very small lap quilt that provides a tactile or sensory stimulation for the restless hands of someone with Alzheimer's or other forms of dementia. Sensory stimulation for the elderly struggling with dementia can provide a sense of calm for them. Engaging in an activity throughout the day has also been shown to help those with dementia sleep better. Autistic children also benefit from this activity.



SIZE: Any Shape but no bigger than 24in x 24in, so as to not be too difficult to stay on a lap.

SAMPLE TACTILE ELEMENTS:

- Laces
- Rings
- Yarns
- Beads
- Pockets
- plastic badge for loved one's photo
- Keys
- Buttons
- Pom poms
- Bows
- Ribbons, can be as tags on exterior of quilt too
- Clothing items
- Buckles
- textured fabrics like fake fur, corduroy, minky, suede or lambskin
- Velcro patches or flaps

Other Blanket / Quilt considerations:

- Please use a non-slippery material for the backing.
- It should be washable.
- Attaching a cord or a ribbon to tie around the waist would be helpful.
- The fidget quilt can have a theme
- Consider both male or female versions.
- Please bring to the 1st RNQG meeting in September 2019

*** For more samples please look on Pinterest, Etsy, Amazon, Google

*******2019 – 2020 PROGRAMS*********September 18, 2019****7:15 – 9 PM****Norfolk County Agricultural HS****Topic: Potluck Supper and 2019-20 RNQG Program Overview**

Welcome to a new guild year at RNQG!

This meeting is the perfect time to

- reconnect with old friends,
- meet new members, and
- admire the summer challenge quilts!

The quilting season begins with a Potluck Supper, held in an alternate location on the Norfolk County Agricultural School campus that is sure to have a nostalgic ambiance: the school cafeteria! The satellite image below has the building in which our meeting is typically held labeled as "1"; the building which houses the cafeteria is labeled as "2". We are in need of people to help coordinate food, drinks, and paper/plastic ware. If you are able to help coordinate the Potluck, please contact Lisa at programs@rnqg.org or you may find her calling you!

Following dinner, the evening features an overview of the programs scheduled for this year, presented by Mary Peterson on behalf of 2019-20 Program Chair Lisa Steinka. We hope the variety of speakers and workshops will inspire you to learn new techniques that you will incorporate into your quilting style.

Be sure to have your calendar handy as members will have the opportunity to sign up for 2019-20 workshops. And don't forget to bring your summer challenge quilts!



The easiest access to this building is from the Fisher Street entrance to the campus. There is a limited amount of parking alongside the building, and an ample lot just beyond.

October 16, 2019

7:15 – 9PM

Norfolk County Agricultural HS

Pat Delaney

Website: www.crabtreelane.com


Topic: "Something New in Every Quilt"



Pat Delaney's foray into sewing began at age five. Her first projects? Creating doll clothes! The early interest in fashion stayed with her. She ultimately attended Massachusetts College of Art and Design where she completed a rigorous program of study in fashion design, augmenting this with additional courses in color theory and drawing.

Her current focus is creating quilts and teaching these skills to other quilters. Her quilts have been displayed in many regional, national, and international shows, and she has won numerous awards and recognition for her work from every major quilt organization in the United States.


This evening's program illustrates the progress in Pat's quilting style and complexity. She makes a conscious effort to try something new in each quilt, and this lecture chronicles her journey. She will bring more than *twenty five* quilts to illustrate her commentary. Everyone is welcome to examine the quilts after the presentation.



October 19, 2018**9:45AM – 4PM****Ann's Fabrics, Canton****Pat Delaney****Saturday Workshop:****Member Fee: \$65****Building a Visual Vocabulary****Non-Member Fee: \$75**

The final dilemma for any quilter is choosing appropriate designs to fill spaces on a quilt top. Pat strongly believes it is helpful to have a collection of samples at your fingertips as you begin to think about your selection.

During this class Pat will show many quilting motifs and demonstrate how to stitch them. Students will be given ample time to stitch their way through the designs. The bonus training is how to keep the samples organized for future reference. Browsing the collection will undoubtedly inspire your next project!

**November 20, 2019****7:15pm – 9:00pm****Norfolk County Agricultural HS****Kentucky Quilt Project****Topic: "Why Quilts Matter"**

The Kentucky Quilt Project is a nonprofit organization founded in 1981. It created the first of the state quilt documentation projects and ultimately inspired the documentation of quilts at thousands of quilt days, generating projects that resulted in extensive research, exhibitions and publications. With the quilt projects spanning from 1980 to the present, more than 200,000 quilts have been documented in almost every state and a multitude of other countries.

Thirty years after its founding, The Kentucky Quilt Project created another "first" – in 2011 it released a nine-part documentary series titled *Why Quilts Matter: History, Art & Politics*. The series takes a fresh look at quilts and spreads the word about their unique position at the center of a startlingly broad grid of topics, ranging from women's studies to the contemporary art market.

Two of the episodes will be aired at the meeting this evening:

Quilts 101 – Antique and Contemporary Quilts

This episode introduces the audience to the brave new world of the American quilt, where the question, "What is a quilt?" has many different answers. If a 'real' quilt is a three-layer fabric sandwich sewn together and folded over a bed, how do we define the quilt that is an amalgamation of fabric, photography, print making and other media, and hangs on a gallery wall? Our experts contribute varying perspectives, setting the stage for the complexity of the series' larger topic: Why quilts matter and how they relate to history, art and politics. This episode also takes a look at judgments of quality in the quilt world. Learn what makes one antique quilt more valuable and important than another, and why contemporary quilts are judged by a very different set of standards. To close the episode, experts provide practical suggestions for quilt fans who want to develop their 'eye' for a great quilt. In short, it's *Quilts 101*, and the perfect introduction to a surprisingly complex subject.

Trash or Treasure- Honoring the quilts of Gee's Bend

In 2002 the art world was rocked to its foundations by a group of unusual, abstract quilts made by African American women from an obscure hamlet in southern Alabama. People lined up around the block to see them, and a critic from The New York Times gushed as, for the first time, the quilt became the subject of a museum blockbuster. Join us as we trace the journey of the quilts of Gee's Bend from the clotheslines of the South to the exhibition walls of the country's greatest museums. We'll explore the aesthetic and social appeal of these quilts—and quilters—as well as the controversies they engendered, and analyze their unique place in quilt history.





November 23, 2019

9:30AM – 4PM

All About Quilts,

Walpole

Beth Helfter

website: evapaigequilts.com

***Saturday* Workshop:**

Accordion Sewn HST's™

Member Fee: \$65

Non-Member Fee: \$75

Half-Square Triangles (HST's) are the building block of many quilt patterns, traditional and contemporary. Over the years, numerous methods have been devised to speed and simplify the process of making a multitude of HST's. In 2017, Beth Helfter, author, pattern designer, and national quilting instructor invented a process she has dubbed "Accordion Sewn" which results in fast, marvelous, scrappy quilts without fabric waste.

Beth has one rule about quilting - it's supposed to be fun. As a mostly scrappy designer, Beth prefers to dig into her stash to create designs and patterns that appeal to her senses of color and value, using as many different fabrics as possible. Keeping to just a few color families in each quilt palette is one of her best tricks to keeping scrappy quilts from getting too out of hand but allowing them to sing with tone and movement. As a member of Quiltmaker Magazine's 2014 Scrap Squad, she recreated a design from each of six issues using only scraps, and was able to bring out different secondary designs and block highlights simply by adding more tone and value.

While working with her Accordion Sewn HST's, Beth also discovered that "ordering" the accordions could lead to the creation of whole blocks and quilts from a single accordion. Her first book on the method "Oompah! Jazz Up Your Scrap Quilts With Accordion Sewn HST's™" was published in 2018. It's been called "life-changing," "magical," "addictive," and, her favorite, "witchcraft," and is the basis for many of her most popular lectures and workshops. So far no polka dancing has broken out in these workshops, but she keeps hoping.

This method is incredibly fun and addicting, but it doesn't just make cool little accordions; once you cut them apart, your quilts are halfway done! This workshop will take the Accordion Sewn HST technique and up the ante just a bit as we sew all the HSTs needed for The Carpenter's Apprentice pattern by EvaPaige Quilt Designs (shown below) ALMOST at once, keeping it all scrappy and with no waste!

Beth is certain once you've learned the technique and seen firsthand how it creates this pattern in no time, you'll want to adapt the HST sewing method to more quilts!



January 15, 2020**7:15pm – 9:00pm****Norfolk County Agricultural HS****Heidi Proffetty****Website: heidiproffetty.com****Topic: “You Can Do WHAT with a Digital Cutter?”**

Heidi Proffetty is an award-winning quilter and teacher who creates mosaic art quilts by blending inspirational photography, mosaic design and quilting combined with a bit of technology -- a digital die cutting machine. It begins with photos that she takes that "speak" to her. Her photo-to-quilt process includes drawing a freehand mosaic design which is used to create a digital pattern, selecting commercial batiks and hand-dyed fabrics to achieve the perfect combination of shading, contrast, and interest, and cutting all of the small, intricate fabric pieces using the digital cutter. The tiny, precise fabric pieces are then fused into place and free-motion stitched creating an art quilt that is both filled with emotion and visually stunning.

In 2018 she won a 1st place award for her quilt, "Is She Ready Yet?" (shown below) at International Quilt Festival in Houston. Her quilts have been juried into American Quilter's Society, traveled with Cherrywood Fabric's Challenge exhibits and exhibited in local galleries. She has been a featured guest artist on *Quilting Arts TV* and contributor to *Quilting Arts Magazine*. She made a guest appearance on *The Quilt Show* which aired on March 10, 2019.

The presentation this evening is a lecture with demonstration about digital cutters. It features the Janome Artistic Edge Digital Cutter and its SimpleCuts software. This type of device can cut all sorts of materials including (but not limited to) fabric for applique, paper thin metals for embellishing, foam board for creating stamps and plastic for stencils, thereby offering creative freedom and endless design options. Heidi presents the myriad of ways artists and quilters are using digital cutters, proving they are not just for "crafters".

Whether you are a digital cutter pro or a newbie, "You Can Do WHAT with a Digital Cutter?" promises to be an *informational* and *inspirational* presentation!



February 19, 2020

7:15pm – 9:00pm

Norfolk County Agricultural HS

Anita Loscalzo**Topic: Charlotte & Leopold: A Story of Love & Loss**

Something extra to celebrate is that this intelligent, highly talented woman is a member of RNQG!

Ms. Loscalzo has previously published research papers in *Uncoverings* and *Quilt Studies* and was a contributing author of *Massachusetts Quilts: Our Common Wealth*. She has curated numerous exhibitions, among them: “Contemporary BroderiePerse,” (New England Quilt Museum, 2010; National Quilt Museum, 2010-2011); “Backstitch: A 25 Year Retrospective of Advances & Milestones in Quiltmaking,” (New England Quilt Museum, 2012; National Quilt Museum, 2014); and “A Passion for Prussian Blue,” (New England Quilt Museum, 2015).



Quilts are made for many reasons: sometimes simply as bedcovers. More often than not there is additional motivation, such as commemorating a significant event.

Two quilts in the collection of the New England Quilt Museum reflect the grief expressed by two quilt makers upon the death of Princess Charlotte Augusta of Wales. The only child of George IV who eventually became wife of Prince Leopold (later King of Belgium) died following childbirth in 1817 at the age of 21.

The program this evening follows the tragic love story of Charlotte and Leopold, as well as the impact of Princess Charlotte's sudden death upon the British nation -- the outpouring of national grief, months of testimonials and memorials, and recriminations about the conduct of the British Royal family (much like that in response to the death of Princess Diana 150 year later). Had Charlotte lived, there would have been no Queen Victoria!



This fascinating story is relayed to us this evening by Anita B. Loscalzo. Anita is an independent quilt historian and exhibition curator, as well as the former Curator of the New England Quilt Museum in Lowell, Massachusetts. She received her Bachelor of Arts degree in Art History from the University of Pennsylvania, a Master of Science degree in Library Science from Drexel University, and a Master of Arts degree in Textiles, Clothing, and Design/Quilt & Museum Studies from the University of Nebraska-Lincoln. Prior to her career switch in 2004, Ms. Loscalzo worked for 30 years as a librarian in art and medical libraries and rare book collections. As well as being a member of the American Quilt Study Group and having served on its Board, she is a member of the Quilt Alliance, the British Quilt Study Group, and the Costume Society of America.

March 18, 2020**7:15pm – 9:00pm****Norfolk County Agricultural HS****Jennifer Watchorn****www.jb9design.com****Topic: “From the Hardware Store to the Quilt Shop”**

Quilters have an ongoing love affair with gadgets. They are perpetually filled with hope of finding items that will make their project come together more quickly, more perfectly, or to help them organize their supplies and their workspace. They peruse brick-and-mortar quilt stores, online shops, and walk the aisles of show vendors in search of the tool that will make their lives easier. And they are always excited to share their latest "discoveries" with other quilters.

Our guest speaker has an inspiration source that is atypical for a quilter. She loves her *hardware store!*

This evening, Jennifer Watchorn will demonstrate how sixty items purchased in the hardware store can be used with or to enhance quilting. She shares ways she has discovered to use these common objects in the sewing room and has samples of projects that can be made using things purchased from the hardware store.



The development of Jennifer's interest in quilting is a familiar to many of us. Her grandmother was a quilter who inspired her to sew and create. Years of craft sewing passed and ultimately, so did her grandmother. Though Jennifer had never contemplated quilting, one day she found herself wanting to take a quilting class. That first class hooked her. She later discovered that she enjoyed designing. From there, a pattern line (Handcrafts by Jennifer) was started and she began lecturing and teaching. In her words, "I continue to learn and grow and my designs continue to evolve as well." The tag line that appears on her website is touching:

"When I make with my hands, I give of my heart."

March 21, 2020

9:45AM – 4:00PM

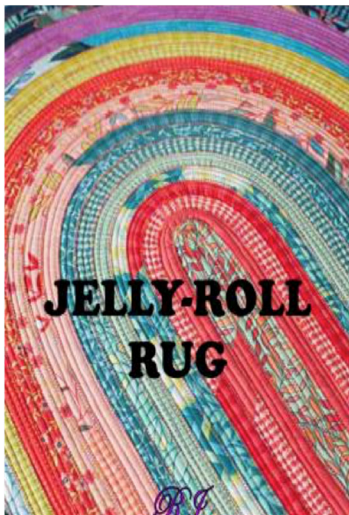
Ann's Fabrics

Cheryl Martel

Saturday Workshop: Jelly Roll Rug

Member Fee: \$65

Non-Member Fee: \$75




As any quilter can tell you, a "jelly roll" is not a confection, it's a delicious collection of color-coordinated fabric strips that are a time saver and a source of inspiration!

The current rage is using them to make rugs that are reminiscent of the braided rugs that have afforded a comfortable, welcoming atmosphere to homes since the late 1500's. The pattern was developed by Roma Lambson and first marketed in 2017 -- the fever pitch surrounding them continues to grow. The rugs come together quickly, are washable, add a splash of color to a room, and can be made in any size desired. It has been said that the biggest problem is they are addicting. Misquoting an old potato chip company commercial, "Betcha can't make just one!"

Cheryl Martel is our guru for this class and will teach workshop participants the ins and outs of making these wonderful, versatile items. She has been quilting for about 35 years, a passion that grew from her love of sewing and creation. Her first quilt was an appliqué she designed for her sister's baby shower. This sparked a curiosity / interest in all different quilting styles. Paper piecing has become one of her passions. She recently earned her certification for teaching Judy Neimeyer / Quiltworx pattern classes.



Students may choose to make their rug oval or rectangular. One 42-piece jelly roll of 2.5-inch strips makes a rug that is approximately 30" X 44". FYI, smaller jelly roll "rugs" make wonderful placemats and table runners!



April 15, 2020**7:15pm – 9:00pm****Norfolk County Agricultural HS****Mary Hogan** **website: www.marymhogan.com**
Topic: "Adventures in String Quilting"

When Mary Hogan was a child, her mother thought everything she made was great (even when it was not). That encouragement gave her the confidence to experiment with a variety of needlecrafts over the years. She began quilting in the mid-1990s, became "hooked" and now describes quilting as her "passion".

Mary loves to use as many fabrics as possible in her projects and now realizes this was evident even in her earliest work. When she starts a project, she usually has some idea of what she plans to make or try, but each quilt develops as she works on it. Now retired from a career focused on nursing and health care, she spends all her time designing and quilting. She claims to "love every step involved and enjoy teaching,...helping others develop their own ideas and skills."

Her first book, "*String Quilt Style*" was published in spring 2016. Its successor, "*Fast Fold Hexies*" was published in 2017.



The program this evening is a lecture / discussion / trunk show. String quilting can make use of leftovers, stash, unwanted UFOs, and of course, new fabrics. In her jargon, the word "string" distinguishes irregular shapes from "strips" which refer to precisely cut fabric. Her lecture focuses on string quilting, particularly the many possibilities for creating design using simple arrangement of strings or highlighting certain parts of blocks. She will include discussion of many foundation types for string quilting.

She promises attendees will leave the lecture with a new or renewed appreciation for the tradition of string piecing / quilting.

April 15, 2019**9:30am – 4:00pm****Ann's Fabrics****Mary Hogan****Wednesday Workshop: (SAME DAY but PRIOR to Guild Meeting)****Project: FUNdamentals of String Quilting****Member Fee: \$65****Non-Member Fee: \$75**

Mary's basic premise is that the most important thing in string quilting is having *FUN*. Students are encouraged to relax and enjoy improvising as they construct their blocks. During the workshop, participants will make diagonal square string blocks and string circles. The string circles will be appliqued to background squares. Techniques to add interest to string blocks are emphasized. After making two square blocks and two circle blocks participants are ready to string on their own!



May 20, 2020**7:15pm – 9:00pm****Norfolk County Agricultural HS****Tica de Moor****Topic: “Color Your Quilts”**

Tica de Moor grew up in South Africa, the daughter of a textile importer. From a very early age she was surrounded by fabrics brought into her country from Europe as well as the rich colors of cultures of the African continent. Forever surrounded by fabric samples, sewing was a logical outcome. It is not surprising that she began sewing as a child. Quilting, garment construction, making clothing for children, and home decorating sewing have all played a role in her life.

Her first university degree was in Speech Pathology and Audiology, a far cry from her current focus. After moving to the USA with her family 20 years ago, she worked as a docent at the DeCordova Museum in Lincoln for several years, teaching the public about contemporary art, as well as moderating artist forums.

In 2010 she completed a Master's degree in Interior Design from The New England School of Art and Design at Suffolk University in Boston, where she expanded her knowledge not only of interior design but also of art, fabric, color and two-dimensional design. She now practices as an Interior Designer as well as quilt teacher.

“Cloth, Color and Design are an integral part of everyone's lives, and even more so for quilters who surround themselves with fabric – what could be more fun?” Tica is passionate about sharing her love of color and quilting with her students.

The lecture this evening introduces and summarizes concepts she teaches during an 8-week course at the Umbrella Community Arts Center in Concord, MA. The focus is on color theory and quilt design fundamentals. She emphasizes that color choice is about much more than creating aesthetic impact - colors can create light, dimension, emotional impression and symbolic meaning. Quilters can make a statement with color choices, whether about themselves, a social issue of the day, or about the world at large.

"All colors are beautiful and can work in a quilt, depending on the context," Tica says, "and many colors have an underlying meaning that give a quilt additional depth."

Quilts made by Tica have been shown in local quilt shows as well as juried quilt shows, most notably AQS Paducah and the International Festival of Quilts in Birmingham, UK.

June 17, 2020

7:15pm – 9:00pm

Norfolk County Agricultural HS

Sheri Cifaldi-Morrill**website: www.wholecirclestudio.com****Topic: “Aurifilosophy”**

Clearly, it is impossible to make a quilt without thread. In this day and age, there are so many brands, colors, weights and fiber content that the options can be paralyzing! How can a quilter be certain they are making the correct choice?

The makers of Aurifil thread believe that education is key... that sharing extensive knowledge on the construction and behavior of Aurifil threads will help customers make informed choices when making their purchases. This led to the creation of **Aurifilosophy**.



Aurifilosophy is...

- The search for Knowledge and Truth, especially about the nature and behavior of Aurifil thread.
- A program designed to unlock the mysteries of thread, educate, inspire, and enable all users to achieve brilliant results.

Aurifilosophy can only be learned from one of a small group of trained and certified dynamic, charismatic, and brand-loyal designers, artisans, and educators. Joining us this evening is Sheri Cifaldi-Morrill, a certified Aurifilosopher who will cover thread basics, including information on weight and ply, spool positioning, needle recommendations, and tension settings. She'll offer helpful tips and tricks, share projects and photos aimed to inspire and expand your use of Aurifil threads. A bonus: all attendees will receive exclusive Aurifil resources and swag!

Sheri is not only an Aurifilosopher -- she is also a designer, pattern writer, and award-winning professional quilter. Her work is inspired by her everyday life and experiences. As a trained and practicing graphic designer, her quilts start with a concept and research shapes the design. Her quilts have gained national recognition including awards from QuiltCon, Quilt Week/Paducah and the Quilt Alliance. Additionally, they have been featured at art centers and galleries around the country. Her work appears in books and publications such as *Modern Quilts: Designs of the New Century*, *Modern Patchwork* and *International Quilt Festival Scene*.

Sheri was awarded the first annual Craftsy Quilt Designer Fellowship in 2016 which enabled her to debut her business, Whole Circle Studio, in a booth at International Quilt Market in Houston that October. Her business specializes in the design of custom modern quilts, patterns and licensed surface design illustration/products.



Local Quilts Shows and Event

Silver City Quilt Guild Presents ‘A Day at the Zoo’

Date: September 29

Time: 10:00 am - 3:00 pm

Cost: \$8.00

Venue

Benjamin Friedman School

500 Norton Avenue

Taunton, MA 02780 United States + [Google Map](#)

Email: info@silvercityquiltguild.org

CLASSIFIED ADS - FOR SALE

Please send the following information to editor@rnqg.org, if you have a quilt related item you would like to advertise:

Item for Sale:

Description: *(include condition of item - new, used, etc.)*

Asking Price: *(also include if price is firm, negotiable, or best offer)*

Contact information:

Advertising is free for RNQG members and \$1.00, per newsletter, for non-members (\$5.00 for the year).

Support RNQG members and local businesses

Do you have a business you would like to advertise? Please send an email to editor@rnqg.org for [information](#)^[VP1].

REMINDER

Always show your RNQG membership card to receive a discount on your purchases at **All About Quilts, Walpole, MA** and **Ann’s Fabrics, Canton, MA** and **Franklin Mills**

Useful links to quilt related events and information are:
<http://www.quiltersresources.net> and <http://quiltnewengland.com/>

New England Quilt Museum

18 SHATTUCK ST., LOWELL, MASSACHUSETTS 01852

nequiltmuseum.org

NEWS FROM THE NEW ENGLAND QUILT MUSEUM

We hope all of you visited the New England Quilt Museum to view SUMMER CELEBRATION OF NEW ENGLAND QUILTS: *The Best of the Region's Quilts*, which included works by our members Jacqueline Fleishman (representing RNQG) and Diana Richard (representing Country Piecemakers Guild) and Janet Elia.



CURRENT EXHIBITS:

August 20 – December 1, 2019

SOCIAL JUSTICE SEWING ACADEMY: *Piecing Together Youth Voices in a 21st Century Sewing Circle*

September 11 – December 29, 2019

TRADITIONAL & ORIGINAL: *A Tribute to Sue Garman*

And

SUSPENDED: *The Fabric Sculptures of Priscilla Sage*

December 3, 2019 – February 13, 2020

THE COLORFUL WORLD OF PAT DELANEY

UPCOMING EVENTS:

Thursday, October 3, 2019 at 12:30pm

Brown Bag Thursday – Bring your Quilts inspired by Sue Garman to a Show & Tell

Saturday, October 5, 2019 at 1:00pm

Social Justice Leadership Panel

Interested in teaching a class or workshop at NEQM?

The NEQM is currently seeking instructors to rent their Classroom Gallery for classes and workshops. Please email Pam Weeks at curator@nequiltmuseum.org or call 978-452-4207 x.11 to express your interest. If you have a great idea for a class or workshop or are an instructor with a current repertoire, they would love to hear from you!

NEQM Library

Everyone can visit the library to: browse and research thousands of reference books in person or at online; read current issues of quilt magazines; find information on quilt guilds and quilt shows in New England; try quilt software; and print fabric labels on our computer.

And so much more -

For more information on exhibitions and events, see: nequiltmuseum.org

#

SAVE THE DATES - 3rd Wednesday of the month

September 18th

October 16th

November 20th

December - Enjoy the holiday season

January 15th

February 19th

March 18th

April 15th

May 20th

June 17th