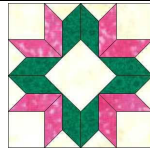


Laurel



Wreath

Volume 37 • Issue 3

Newsletter of the Rhododendron Needlers Quilt Guild

January/February 2020

From our President

Dear Quilters,

Happy New Year! Are you back to quilting yet? I find that the holidays are really wonderful but incur a great deal of time-consuming labor on my part. I'm fond of saying that we women do all the work and some guy still gets all the credit. Anyway, as my thoughts and efforts return to our shared obsession, I find myself wondering why I can't find more time to quilt.

I have made 61 quilts in 19 years of active engagement in the craft. One of the habits that slows me down is my insistence upon recording everything. I keep documents on my computer with all my quilt labels. I keep a photo album on computer of all of my quilts. I also have a hard copy photo album with a combination of the quilt photos and labels. Then there are the 5x7 index cards with all the information about the fabric I purchase. The information includes the date of purchase, the cost, the shop, and any information I can gather from the bolt or the selvage. I somehow feel that I am honoring the quilting tradition-past, present and future-by recording and documenting. A quilting friend recently told me that I could have been a librarian. A lot of good that does me when all of this record keeping keeps me from creating. What's an obsessive-compulsive quilter to do?

Well, I have retired from the teaching profession-and short of travel, visiting my grandchildren, purging the accumulation of possessions of a lifetime, shopping, exercising, cooking and cleaning-I fully intend to spend my time quilting! My promise to myself is to spend at least 15 minutes quilting per day. I find if I just start, I get lost in the process.

I'm hoping that 2020 will be a banner year for me. May you have a banner year as well. ~Venera~

Comfort Quilts –

Happy New Year everyone! Comfort quilts is going to have a spectacular 2020!! Over the holidays 2 quilts were distributed to Norton residents that were in need of an extra gift. The human services person for the town is very grateful for all of our efforts.

I'm hoping that I receive some quilts at our January meeting for both the foster care children in Berkley and the special needs nursery at Beverly Hospital. Remember that the nursery quilts are on the larger size so that they can be laid over the bassinets to block light from the babies' sensitive eyes. The request for size is approximately 36"x48".

Our comfort quilt donation incentive continues into 2020! For each quilt or top that you donate your name will be placed in a raffle for 2 beautiful packs of fat quarters put together by Sue Crane. Thank you for all the donations and see you all at the meeting!

Thank you, Terry Ruta (t.ruta@comcast.net)

RNQG & FRIENDS RETREAT 2020

WHERE: Sea Crest Beach Hotel North Falmouth, MA

WHEN: February 27- March 1 2020.



2020 RNQG & Friends Retreat is a go!

We have over the number of people needed to hold the retreat and there still is room for more. If you have been thinking about joining us or if you have talked to me about joining us please see me at the meeting or email me. Our prices are only being held until January 25th. After that if you want to join you will be paying full price and not the conference rate.

Our massage ladies have been booked, there are new puzzles and prizes and more than a few surprises. A great time will be had by all.

Sarah B

I will be at the meeting to collect your deposit and take down all needed information. If you are unable to come to the meeting you can send me a check at-

Sarah Brewin

121 Miller Street

Franklin, Ma 02038

Please make your check out to Sarah Brewin and include if you are coming Thursday or Friday and who your roommate will be. Don't be left behind, book your spot now

DEPOSIT: \$25.00 will hold your table

Don't forget to invite a friend

Fuller Craft Museum

To all RNQG members and friends,

I have seen some of you and know that others have come to the Fuller Craft Museum but, Just want to let everyone know that the Social Justice Sewing Academy quilt exhibit at the FCM will be coming down on Jan 19th. There's always something worthwhile to see, but guys - these are QUILTS. And besides the very poignant messages from the kids who designed them, there is fabulous free motion quilting and hand embroidery (added by adult volunteers) that I'm sure will inspire you.

If you have not been to the museum to see these quilts, put this on your New Year's resolutions list now.

Begin the new year 2020 right with a visit to the Fuller!

Love and hugs to all of you and my best wishes for a happy, healthy, and CREATIVE new year.

Laura Rosenspan

Stash Buster Tables


Are you interested in reducing your stash? Duplicate or triplicate items? Why did I buy "this" or "that"? Are your stash bins overflowing???

Please sign up to sell your stash prior to the guild meetings! The "rental" fee for each table is only \$5!!!

The "sellers" will change each month so all who are interested will have a chance to reduce their stash! And doesn't someone else's stash always look better?

Jacqueline Fleishman

trufztoo@gmail.com



RNQG MONTHLY MEETINGS

RNQG meetings are held on the 3rd Wednesday of the month, from September through June.

MEETING SPACE for 2016-2017:

Norfolk County Agricultural High School

400 Main Street

Walpole, MA

Social time starts at 7:00 PM and the business meeting at 7:15 PM.

Getting to know each other is important.

Please remember to wear your nametag to meetings. If you do, you'll receive a raffle ticket for a fun prize

RNQG FACEBOOK

Please "friend" us on our Facebook page,

Rhododendron Needlers Quilt Guild.

Invite your friends to join our page as we step into the world of Social Media. Check it out and see what is happening in our community

The Facebook Gurus are Kathy Graves and Diana Richard

CONNECTING THREADS

This year the RNQG contact person for Connecting Threads is Deb Bonanno.

If you know of a guild member who has been ill, had a death in the family, was recently married, had a baby, or needs a friendly greeting for any reason, please contact the [Connecting Threads Coordinator](#) on our guild website.

#

#

*****2019 – 2020 PROGRAMS*****

I hope you are all looking forward to our winter and spring meetings, lectures and workshops. Here is what is a synopsis of what's coming up. For more info, check out our website with links to their pages.

January 15th - Come hear Heidi Proffety speak about her creative endeavors with a digital cutter. She has done some amazing quilts using this technique. Check out her website for some photos. A link to it can be found on the RNQG January calendar page.

February 19- Our own Anita Loscalzo will tell us a story about Prince Leopold and his wife Charlotte who died in childbirth at the age of 21 and their link to two of the quilts in the collection at the New England Quilt Museum.

March 18- Jennifer Watchorn will share her love of quilting gadgets- not from the quilt shop but from your local hardware store!

March 21- On Saturday, Cheryl Martel will get us going on rugs. You've all seen the ovals in the quilt shops. You have a choice of that or creating a rectangle. Come hear all her inside tips on how to sew them.

April 15- both workshop and lecture. Mary Hogan will give us her insight on string quilting and get us started on a quilt with her technique

May 20- Tica de Moor will talk to us about Color

June 17- Sheri Cifaldi-Morill will talk about thread

For those of you who stuck with me through the technical issues at the November meeting, Thank You. We heard from the Kentucky Quilt Project and had some discussion of what quilts mean to us. We also learned some about the Gees Bend Quilters and their quilts.

Speaking of Gees Bend, I want to get a jump start on the summer challenge so we have the supplies we need. The challenge will be to create a small quilt in the style of Gees Bend quilters. To that end I will be hosting a Trash to Treasures table at meetings starting in February. Please bring in fabrics from worn out clothes, blankets, towels, home dec leftovers. These items are meant to be swapped with fabrics brought by others. To give you inspiration, I will have a copy of the Gees Bend book for you to look through. I will explain more at the January meeting as well as having the book available to look through.

Looking forward to a Happy Quilting New Year,
Lisa

DON'T MISS OUT ON THESE GEMS – They are for you!!!**January 15, 2020****7:15pm – 9:00pm****Norfolk County Agricultural HS****Heidi Proffetty****Website: heidiproffetty.com****Topic: “You Can Do WHAT with a Digital Cutter?”**

Heidi Proffetty is an award-winning quilter and teacher who creates mosaic art quilts by blending inspirational photography, mosaic design and quilting combined with a bit of technology -- a digital die cutting machine. It begins with photos that she takes that "speak" to her. Her photo-to-quilt process includes drawing a freehand mosaic design which is used to create a digital pattern, selecting commercial batiks and hand-dyed fabrics to achieve the perfect combination of shading, contrast, and interest, and cutting all of the small, intricate fabric pieces using the digital cutter. The tiny, precise fabric pieces are then fused into place and free-motion stitched creating an art quilt that is both filled with emotion and visually stunning.

In 2018 she won a 1st place award for her quilt, "Is She Ready Yet?" (shown below) at International Quilt Festival in Houston. Her quilts have been juried into American Quilter's Society, traveled with Cherrywood Fabric's Challenge exhibits and exhibited in local galleries. She has been a featured guest artist on *Quilting Arts TV* and contributor to *Quilting Arts Magazine*. She made a guest appearance on *The Quilt Show* which aired on March 10, 2019.

The presentation this evening is a lecture with demonstration about digital cutters. It features the Janome Artistic Edge Digital Cutter and its SimpleCuts software. This type of device can cut all sorts of materials including (but not limited to) fabric for applique, paper thin metals for embellishing, foam board for creating stamps and plastic for stencils, thereby offering creative freedom and endless design options. Heidi presents the myriad of ways artists and quilters are using digital cutters, proving they are not just for "crafters".

Whether you are a digital cutter pro or a newbie, "You Can Do WHAT with a Digital Cutter?" promises to be an informational and inspirational presentation!



February 19, 2020

7:15pm – 9:00pm

Norfolk County Agricultural HS

Anita Loscalzo**Topic: Charlotte & Leopold: A Story of Love & Loss**

Something extra to celebrate is that this intelligent, highly talented woman is a member of RNQG!

Ms. Loscalzo has previously published research papers in *Uncoverings* and *Quilt Studies* and was a contributing author of *Massachusetts Quilts: Our Common Wealth*. She has curated numerous exhibitions, among them: “Contemporary BroderiePerse,” (New England Quilt Museum, 2010; National Quilt Museum, 2010-2011); “Backstitch: A 25 Year Retrospective of Advances & Milestones in Quiltmaking,” (New England Quilt Museum, 2012; National Quilt Museum, 2014); and “A Passion for Prussian Blue,” (New England Quilt Museum, 2015).



Quilts are made for many reasons: sometimes simply as bedcovers. More often than not there is additional motivation, such as commemorating a significant event.

Two quilts in the collection of the New England Quilt Museum reflect the grief expressed by two quilt makers upon the death of Princess Charlotte Augusta of Wales. The only child of George IV who eventually became wife of Prince Leopold (later King of Belgium) died following childbirth in 1817 at the age of 21.

The program this evening follows the tragic love story of Charlotte and Leopold, as well as the impact of Princess Charlotte's sudden death upon the British nation -- the outpouring of national grief, months of testimonials and memorials, and recriminations about the conduct of the British Royal family (much like that in response to the death of Princess Diana 150 year later). Had Charlotte lived, there would have been no Queen Victoria!



This fascinating story is relayed to us this evening by Anita B. Loscalzo. Anita is an independent quilt historian and exhibition curator, as well as the former Curator of the New England Quilt Museum in Lowell, Massachusetts. She received her Bachelor of Arts degree in Art History from the University of Pennsylvania, a Master of Science degree in Library Science from Drexel University, and a Master of Arts degree in Textiles, Clothing, and Design/Quilt & Museum Studies from the University of Nebraska-Lincoln. Prior to her career switch in 2004, Ms. Loscalzo worked for 30 years as a librarian in art and medical libraries and rare book collections. As well as being a member of the American Quilt Study Group and having served on its Board, she is a member of the Quilt Alliance, the British Quilt Study Group, and the Costume Society of America.

March 18, 2020**7:15pm – 9:00pm****Norfolk County Agricultural HS****Jennifer Watchorn****www.jb9design.com****Topic: “From the Hardware Store to the Quilt Shop”**

Quilters have an ongoing love affair with gadgets. They are perpetually filled with hope of finding items that will make their project come together more quickly, more perfectly, or to help them organize their supplies and their workspace. They peruse brick-and-mortar quilt stores, online shops, and walk the aisles of show vendors in search of the tool that will make their lives easier. And they are always excited to share their latest "discoveries" with other quilters.

Our guest speaker has an inspiration source that is atypical for a quilter. She loves her *hardware store!*

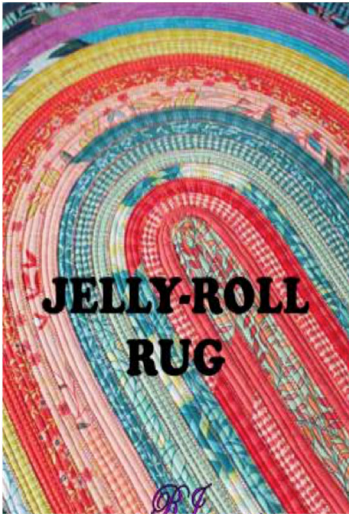
This evening, Jennifer Watchorn will demonstrate how sixty items purchased in the hardware store can be used with or to enhance quilting. She shares ways she has discovered to use these common objects in the sewing room and has samples of projects that can be made using things purchased from the hardware store.



The development of Jennifer's interest in quilting is a familiar to many of us. Her grandmother was a quilter who inspired her to sew and create. Years of craft sewing passed and ultimately, so did her grandmother. Though Jennifer had never contemplated quilting, one day she found herself wanting to take a quilting class. That first class hooked her. She later discovered that she enjoyed designing. From there, a pattern line (Handcrafts by Jennifer) was started and she began lecturing and teaching. In her words, "I continue to learn and grow and my designs continue to evolve as well." The tag line that appears on her website is touching:

"When I make with my hands, I give of my heart."

March 21, 2020**9:45AM – 4:00PM****Ann's Fabrics****Cheryl Martel****Saturday Workshop: Jelly Roll Rug****Member Fee: \$65****Non-Member Fee: \$75**



As any quilter can tell you, a "jelly roll" is not a confection, it's a delicious collection of color-coordinated fabric strips that are a time saver and a source of inspiration!

The current rage is using them to make rugs that are reminiscent of the braided rugs that have afforded a comfortable, welcoming atmosphere to homes since the late 1500's. The pattern was developed by Roma Lambson and first marketed in 2017 -- the fever pitch surrounding them continues to grow. The rugs come together quickly, are washable, add a splash of color to a room, and can be made in any size desired. It has been said that the biggest problem is they are addicting. Misquoting an old potato chip company commercial, "Betcha can't make just one!"

Cheryl Martel is our guru for this class and will teach workshop participants the ins and outs of making these wonderful, versatile items. She has been quilting for about 35 years, a passion that grew from her love of sewing and creation. Her first quilt was an appliqué she designed for her sister's baby shower. This sparked a curiosity / interest in all different quilting styles. Paper piecing has become one of her passions. She recently earned her certification for teaching Judy Neimeyer / Quiltworx pattern classes.



Students may choose to make their rug oval or rectangular.

One 42-piece jelly roll of 2.5-inch strips makes a rug that is approximately 30" X 44". FYI, smaller jelly roll "rugs" make wonderful placemats and table runners!



April 15, 2020**7:15pm – 9:00pm****Norfolk County Agricultural HS**

Mary Hogan website: www.marymhogan.com
Topic: "Adventures in String Quilting"

When Mary Hogan was a child, her mother thought everything she made was great (even when it was not). That encouragement gave her the confidence to experiment with a variety of needlecrafts over the years. She began quilting in the mid-1990s, became "hooked" and now describes quilting as her "passion".

Mary loves to use as many fabrics as possible in her projects and now realizes this was evident even in her earliest work. When she starts a project, she usually has some idea of what she plans to make or try, but each quilt develops as she works on it. Now retired from a career focused on nursing and health care, she spends all her time designing and quilting. She claims to "love every step involved and enjoy teaching,...helping others develop their own ideas and skills."

Her first book, "*String Quilt Style*" was published in spring 2016. Its successor, "*Fast Fold Hexies*" was published in 2017.



The program this evening is a lecture / discussion / trunk show. String quilting can make use of leftovers, stash, unwanted UFOs, and of course, new fabrics. In her jargon, the word "string" distinguishes irregular shapes from "strips" which refer to precisely cut fabric. Her lecture focuses on string quilting, particularly the many possibilities for creating design using simple arrangement of strings or highlighting certain parts of blocks. She will include discussion of many foundation types for string quilting.

She promises attendees will leave the lecture with a new or renewed appreciation for the tradition of string piecing / quilting.

April 15, 2019**9:30am – 4:00pm****Ann's Fabrics****Mary Hogan**

Wednesday Workshop: (SAME DAY but PRIOR to Guild Meeting)

Project: FUNDamentals of String Quilting
Member Fee: \$65 Non-Member Fee: \$75

Mary's basic premise is that the most important thing in string quilting is having *FUN*. Students are encouraged to relax and enjoy improvising as they construct their blocks. During the workshop, participants will make diagonal square string blocks and string circles. The string circles will be applied to background squares. Techniques to add interest to string blocks are emphasized. After making two square blocks and two circle blocks participants are ready to string on their own!



May 20, 2020

7:15pm – 9:00pm

Norfolk County Agricultural HS

Tica de Moor

Topic: “Color Your Quilts”



Tica de Moor grew up in South Africa, the daughter of a textile importer. From a very early age she was surrounded by fabrics brought into her country from Europe as well as the rich colors of cultures of the African continent. Forever surrounded by fabric samples, sewing was a logical outcome. It is not surprising that she began sewing as a child. Quilting, garment construction, making clothing for children, and home decorating sewing have all played a role in her life.

Her first university degree was in Speech Pathology and Audiology, a far cry from her current focus. After moving to the USA with her family 20 years ago, she worked as a docent at the DeCordova Museum in Lincoln for several years, teaching the public about contemporary art, as well as moderating artist forums.

In 2010 she completed a Master's degree in Interior Design from The New England School of Art and Design at Suffolk University in Boston, where she expanded her knowledge not only of interior design but also of art, fabric, color and two-dimensional design. She now practices as an Interior Designer as well as quilt teacher.

“Cloth, Color and Design are an integral part of everyone's lives, and even more so for quilters who surround themselves with fabric – what could be more fun?” Tica is passionate about sharing her love of color and quilting with her students.

The lecture this evening introduces and summarizes concepts she teaches during an 8-week course at the Umbrella Community Arts Center in Concord, MA. The focus is on color theory and quilt design fundamentals. She emphasizes that color choice is about much more than creating aesthetic impact - colors can create light, dimension, emotional impression and symbolic meaning. Quilters can make a statement with color choices, whether about themselves, a social issue of the day, or about the world at large.

"All colors are beautiful and can work in a quilt, depending on the context," Tica says, "and many colors have an underlying meaning that give a quilt additional depth."

Quilts made by Tica have been shown in local quilt shows as well as juried quilt shows, most notably AQS Paducah and the International Festival of Quilts in Birmingham, UK.

June 17, 2020

7:15pm – 9:00pm

Norfolk County Agricultural HS

Sheri Cifaldi-Morrill

website: www.wholecirclestudio.com

Topic: "Aurifilosophy"

Clearly, it is impossible to make a quilt without thread. In this day and age, there are so many brands, colors, weights and fiber content that the options can be paralyzing! How can a quilter be certain they are making the correct choice?

The makers of Aurifil thread believe that education is key... that sharing extensive knowledge on the construction and behavior of Aurifil threads will help customers make informed choices when making their purchases. This led to the creation of **Aurifilosophy**.



Aurifilosophy is...

— The search for Knowledge and Truth, especially about the nature and behavior of Aurifil thread.

— A program designed to unlock the mysteries of thread, educate, inspire, and enable all users to achieve brilliant results.

Aurifilosophy can only be learned from one of a small group of trained and certified dynamic, charismatic, and brand-loyal designers, artisans, and educators. Joining us this evening is Sheri Cifaldi-Morrill, a certified Aurifilosopher who will cover thread basics, including information on weight and ply, spool positioning, needle recommendations, and tension settings. She'll offer helpful tips and tricks, share projects and photos aimed to inspire and expand your use of Aurifil threads. A bonus: all attendees will receive exclusive Aurifil resources and swag!

Sheri is not only an Aurifilosopher -- she is also a designer, pattern writer, and award-winning professional quilter. Her work is inspired by her everyday life and experiences. As a trained and practicing graphic designer, her quilts start with a concept and research shapes the design. Her quilts have gained national recognition including awards from QuiltCon, Quilt Week/Paducah and the Quilt Alliance. Additionally, they have been featured at art centers and galleries around the country. Her work appears in books and publications such as *Modern Quilts: Designs of the New Century*, *Modern Patchwork* and *International Quilt Festival Scene*.

Sheri was awarded the first annual Craftsy Quilt Designer Fellowship in 2016 which enabled her to debut her business, Whole Circle Studio, in a booth at International Quilt Market in Houston that October. Her business specializes in the design of custom modern quilts, patterns and licensed surface design illustration/products.



Local Quilt Shows and Events

NEWS FROM THE NEW ENGLAND QUILT MUSEUM

Hours:

May 1 - December 30, 2019

Tuesday through Sunday, 10 AM - 4 PM

* * * * *

January 7 - April 30, 2020

Tuesday through Saturday, 10 AM - 4 PM

Free parking is available 2 blocks from the museum in the National Park Service lot on Dutton Street.

CURRENT EXHIBITS:

December 3, 2019 – February 13, 2020

THE COLORFUL WORLD OF PAT DELANEY

January 7- April 4, 2020

SALVAGED: THE STITCHED NARRATIVES OF JENNIFER REGAN

February 11-April 25, 2020

STORIES OF WEST AFRICA: WORKS BY HOLLIS CHATELAIN

UPCOMING EVENTS:

Saturday, January 18 at 1:00pm

Artist's talk with Pat Delaney.

Saturday, February 1 at 1pm (Snow Date Sat. Feb. 8, 1pm)

Opening Reception for *Salvaged: The Stitched Narratives of Jennifer Regan*.

Saturday, March 21 at 2pm

Guest Speaker, Heather Gring from the Burchfield Penney Arts Center with in-depth look at *Salvaged: The Stitched Narratives of Jennifer Regan*.

For more information on membership, exhibitions, and events, see: www.neqm.org

Interested in teaching a class or workshop at NEQM?

The New England Quilt Museum is currently seeking instructors to rent their Classroom Gallery for classes and workshops. Please email Pam Weeks at curator@nequiltmuseum.org or call 978-452-4207 x.11 to express your interest. If you have a great idea for a class or workshop or are an instructor with a current repertoire, they would love to hear from you!

Do you want to know more about your antique or family quilt made before 1950? The **Massachusetts Quilt Documentation Project** (MassQuilts) holds documentation days at the NEQM on the second Thursday in March, June, September, and November by reservation only. \$10 NEQM members / \$15 non-members. To make an appointment, please call 978-452-4207, extension 15.

CLASSIFIED ADS - FOR SALE

ANTIQU VINTAGE HAMILTON PRINTERS TYPESET DRAWER

Wood Tray Shadow Box Divided 94

Price: On eBay, it goes for over \$50, but I am willing to part with it for \$20! It is GREAT to store your spools of thread on the wall! You will see so many at one glance!

Contact info: Geri de Lellis, Cell: 508-733-3353; Home: 508-668-7114



Quilt tote to carry supplies to class

A used, but well kept, blue quilting tote bag, 26” by 20”, that can accommodate all your supplies needed for a class, such as an 18” by 24” cutting mat and a large cutting ruler. It has optional length carrying straps. Inside it has at least 12 pockets of varying sizes to store everything you need! I originally paid \$70 for it, but willing to let it go for \$20.

Contact info: Geri de Lellis, cell: 508-733-3353, email: gdelellis@yahoo.com



Please send the following information to editor@rnqg.org, if you have a quilt related item you would like to advertise:

Item for Sale:

Description: *(include condition of item - new, used, etc.)*

Asking Price: *(also include if price is firm, negotiable, or best offer)*

Contact information:

Advertising is free for RNQG members and \$1.00, per newsletter, for non-members (\$5.00 for the year).

Support RNQG members and local businesses

Do you have a business you would like to advertise? Please send an email to editor@rnqg.org for information [vp1].

ALL ABOUT QUILTS

958 Main St
Walpole, MA

508-668-0145
allaboutquiltswalpole@gmail.com
allaboutquilts.com

REMINDER

Always show your RNQG membership card to receive a discount on your purchases at **All About Quilts, Walpole, MA** and **Ann’s Fabrics, Canton, MA** and **Franklin Mills**

Useful links to quilt related events and information are:
<http://www.quiltersresources.net> and <http://quiltnewengland.com/>

SAVE THE DATES - 3rd Wednesday of the month

- January 15th
- February 19th
- March 18th
- April 15th
- May 20th
- June 17th